

Student Financial Aid 2023-24

Institution: Texas Lutheran University (228981)

User ID: P2289811

Overview

IPEDS Student Financial Aid Component Overview - Academic Reporters

Welcome to the Student Financial Aid (SFA) survey component. The purpose of the SFA component is to collect information about financial aid provided to various groups of undergraduate students and military/veteran educational benefits for all students at your institution.

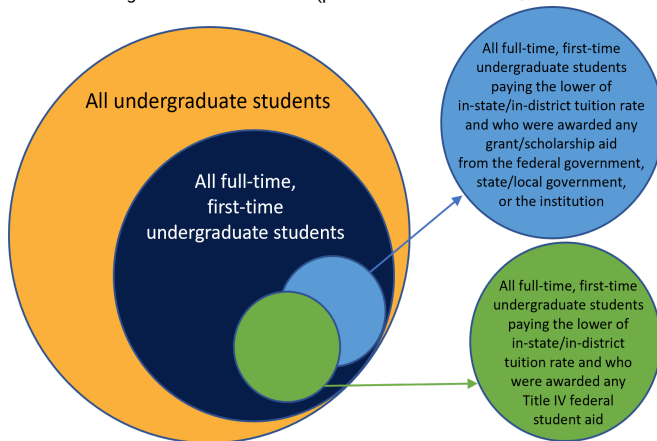
Data Reporting Reminders:

- Report data to accurately reflect the period corresponding with the IPEDS survey component, even if such reporting is seemingly inconsistent with prior-year reporting.

- Undergraduate Student Counts

You will be asked to report information for:

- All undergraduate students
- Full-time, first-time degree/certificate-seeking undergraduate students (FTFT)
- FTFT undergraduate students who (paid the lower of in-state/in-district tuition rate for public institutions and) were awarded any grant/scholarship aid from the federal government, state/local government, or the institution
- FTFT undergraduate students who (paid the lower of in-state/in-district tuition rate for public institutions and) were awarded any Title IV federal student aid



- COA Revisions

Revisions to Cost of Attendance (COA) used to calculate the net price of attendance can be made in this component.

Consult the instructions and screens to make sure you are reporting the correct aid amounts for the correct groups of students.

- College Affordability and Transparency Lists

Net price amounts calculated in SFA will be used to populate the U.S. Department of Education's College Affordability and Transparency lists.

- Interactive Edits and Error Messages

SFA contains interactive edits that will check for blank fields, invalid values, or values that fall outside expected ranges. Some error messages will require you to confirm or explain the values that you entered. Some error messages are fatal and will require you to contact the IPEDS Help Desk at (877) 225-2568 for resolution.

- Context Boxes

You will find optional text boxes throughout SFA. Context boxes allow you to provide more information about the data you enter. Some of these context boxes may be made available to the public on College Navigator, so make sure that the information you enter can be understood easily by students, parents, and the public.

Changes to reporting:

The following changes were implemented for the 2023-24 data collection period:

- Removed the 'Groups terminology'
- Renumbered lines on screens and in instructions
- Reiterated instructions on what is reported in each part for specific students and reporting periods
- Rephrased "room and board" terminology in survey materials to "food and housing," including Glossary terms
- Added FAQ regarding inclusion of incarcerated students
- Revised FAQ regarding experimental site participants

Resources:

- To download the survey materials for this component: [Survey Materials](#)
- To access your prior year data submission for this component: [Reported Data](#)

If you have questions about completing this survey, please contact the IPEDS Help Desk at 1-877-225-2568.

Section 1: Part A - Establish Your Student Counts

Part A - Establish Your Student Counts

Instructions:

In the fields below, report the number of students enrolled in Fall 2022.

Reporting Reminders:

- Part A establishes student counts.
- The numbers on this screen are carried forward to other parts of the Student Financial Aid Survey component and checked for consistency with data reported in other survey components.

		YOUR CURRENT YEAR DATA	YOUR PRIOR YEAR DATA
		Fall 2022	Fall 2021
02	i All undergraduate students	<input type="text" value="1,265"/>	1,427
03	All degree/certificate-seeking undergraduate students Of those on line 02, those who are degree/certificate-seeking	<input type="text" value="1,265"/>	
04	Of those on line 02, those who are non-degree/non-certificate-seeking (Line 02 – Line 03)	0	
05	All full-time, first-time degree certificate-seeking undergraduate students Of those on line 03, those who are full-time, first-time	<input type="text" value="346"/>	312
06	Of those on line 05, those awarded any: <ul style="list-style-type: none"> • <u>Federal Work Study</u>, • <u>Loans to students</u>, • Grant or scholarship aid from the federal government, state/local government, the institution, or • Other sources known to the institution 	<input type="text" value="346"/>	312
07	Of those on line 05, those awarded any: <ul style="list-style-type: none"> • <u>loans to students</u> or • Grant or scholarship aid from the federal government, state/local government, or the institution 	<input type="text" value="346"/>	312
08	Of those on line 05, those (paying the lower of in-state or in-district tuition rate for public institutions) who were awarded grant or scholarship aid from the federal government, state/local government, or the institution	<input type="text" value="346"/>	312
09	Of those on line 05, those (paying the lower of in-state or in-district tuition rate for public institutions) who were awarded any <u>Title IV federal student aid</u>	<input type="text" value="257"/>	246

Section 1: Part B - Student Counts and Financial Aid Award Amounts

Part B - Enter Student Counts and Financial Aid Award Amounts

For this part, report:

For These Students	The Following Type(s) of Aid	Awarded in This Period
<ul style="list-style-type: none"> All undergraduate students enrolled in Fall 2022 for the 2022-23 academic year as defined by the institution 	<ul style="list-style-type: none"> Grant or scholarship aid from: <ul style="list-style-type: none"> federal government state/local government the institution other sources known to the institution Loans to students from: <ul style="list-style-type: none"> the federal government 	<ul style="list-style-type: none"> Any time during academic year 2022-23
Information from Part A		Fall 2022
All undergraduate students (This number is carried forward from Part A, Line 02.)		1,265
Degree/certificate-seeking undergraduate students (This number is carried forward from Part A, Line 03.)		1,265
Non-degree/non-certificate-seeking undergraduate students (This number is carried forward from Part A, Line 04.)		0

In the fields below, report the student counts and the total amount of aid awarded for each aid type and student category.

Aid Type		2022-23											
		All undergraduate students				All degree/certificate-seeking undergraduates				All non-degree/non-certificate-seeking undergraduates			
		Number students who were awarded aid	Percentage of students who were awarded aid	Total amount of aid awarded	Average amount of aid awarded (Col.3/Col.1)	Number students who were awarded aid	Percentage of students who were awarded aid	Total amount of aid awarded	Average amount of aid awarded (Col.7/Col.5)	Number students who were awarded aid (Col.1-Col.5)	Percentage of students who were awarded aid	Total amount of aid awarded (Col.3-Col.7)	Average amount of aid awarded
		Col. 1	Col. 2	Col. 3	Col. 4	Col. 5	Col. 6	Col. 7	Col. 8	Col. 9	Col. 10	Col. 11	Col. 12
01	Grant or scholarship aid from the federal government, state/local government, the institution, and other sources known to the institution (Do NOT include federal student loans)	1,216	96	27,045,512	22,241	1,216	96	27,045,512	22,241	0		0	
02	Federal Pell Grants	476	38	2,331,048	4,897	476	38	2,331,048	4,897	0		0	
03	Federal loans to students	834	66	5,673,575	6,803	834	66	5,673,575	6,803	0		0	

You may use the box below to provide additional context for the data you have reported above. Context notes will be posted on the College Navigator website. Therefore, you should write all context notes using proper grammar (e.g., complete sentences with punctuation) and common language that can be easily understood by students and parents (e.g., spell out acronyms).

Non-applicable

Section 1: Part C, Page 2 - full-time, first-time degree/certificate-seeking undergraduate students

Part C, Page 2 - Enter information about full-time, first-time degree/certificate-seeking undergraduate students.

For this part, report:


For These Students	The Following Type(s) of Aid	Awarded in This Period
<ul style="list-style-type: none"> Full-time, first-time degree/certificate-seeking undergraduate students enrolled in Fall 2022 for the 2022-23 academic year as defined by the institution 	<ul style="list-style-type: none"> Grant or scholarship aid from: <ul style="list-style-type: none"> federal government state/local government the institution Loans to students from: <ul style="list-style-type: none"> the federal government other sources, including private or other loans Do not include: <ul style="list-style-type: none"> grant or scholarship aid from private or other sources PLUS loans or loans made to anyone other than the student 	<ul style="list-style-type: none"> Any time during academic year 2022-23

Information from Part A	Fall 2022
Full-time, first-time degree/certificate-seeking undergraduate students (This number is carried forward from Part A, Line 05)	346
(This number is carried forward from Part A, Line 06) <ul style="list-style-type: none"> Full-time, first-time degree/certificate-seeking undergraduate students awarded: <ul style="list-style-type: none"> Federal Work Study Loans to students Grant or scholarship aid from the federal government, state/local government, or the institution Other sources known to the institution 	346
(This number is carried forward from Part A, Line 07) <ul style="list-style-type: none"> Full-time, first-time degree/certificate-seeking undergraduate students awarded: <ul style="list-style-type: none"> Loans to students Grant or scholarship aid from the federal government, state/local government, or the institution 	346
(This number is carried forward from Part A, Line 08) <ul style="list-style-type: none"> Full-time, first-time degree/certificate-seeking undergraduate students who paying the lower of in-state or in-district tuition rate for public institutions were awarded: <ul style="list-style-type: none"> Grant or scholarship aid from the federal government, state/local government, or the institution 	346

In the fields below, report the number of full-time, first-time degree/certificate-seeking undergraduate students and the total amount of aid awarded for each type of aid. Enter unduplicated student counts within a each aid category (e.g., Federal Pell Grants). However, a student can appear in more than one aid category.

Aid Type		Full-time, first-time degree/certificate-seeking undergraduate students (Part A, Line 05)				
		CURRENT YEAR DATA				YOUR PRIOR YEAR DATA
		Fall 2022				Fall 2021
		Number of FTFT students awarded aid	Percentage of FTFT students awarded aid	Total amount of aid awarded to FTFT students	Average amount of aid awarded to FTFT students	Average amount of aid awarded to FTFT students
01	Grants or scholarships from the federal government, state/local government, or the institution	<input type="text" value="346"/>	100	8,172,483	23,620	23,729
02	<u>Federal grants</u> and scholarship aid	<input type="text" value="165"/>	48	865,475	5,245	5,647
03	Federal <u>Pell Grants</u>	<input type="text" value="156"/>	45	<input type="text" value="772,892"/>	4,954	5,515
04	<u>Other federal grants</u> and scholarship aid	<input type="text" value="98"/>	28	<input type="text" value="92,583"/>	945	500
05	<u>State/local government grant</u> or <u>scholarship aid</u> (includes <u>fellowships</u> /tuition waivers/exemptions)	<input type="text" value="164"/>	47	<input type="text" value="519,709"/>	3,169	3,342
06	<u>Institutional grant</u> or <u>scholarship aid</u> (includes <u>fellowships</u> /tuition waivers/exemptions)	<input type="text" value="346"/>	100	<input type="text" value="6,787,299"/>	19,616	20,540
07	<u>Loans to students</u>	<input type="text" value="233"/>	67	1,720,492	7,384	7,522
08	Federal loans to students	<input type="text" value="227"/>	66	<input type="text" value="1,225,755"/>	5,400	5,570

09	Other loans to students (including private loans)	33	10	494,737	14,992	14,042
----	--	----	----	---------	--------	--------

 You may use the box below to provide additional context for the data you have reported above. Context notes will be posted on the College Navigator website. Therefore, you should write all context notes using proper grammar (e.g., complete sentences with punctuation) and common language that can be easily understood by students and parents (e.g., spell out acronyms).

Non-applicable 

Section 1: Comparison Chart

Comparison Chart

Reporting Reminders:

- Based on the information reported on the previous screens for all undergraduate students and full-time, first-time degree/certificate-seeking undergraduate students, this comparison chart seeks to help institutions check their reported data. Assuming the information reported is correct, the calculated fields for 'All Other Undergraduate students' should be the balance. Similarly, comparison chart values for all degree/certificate and all non-degree/ certificate undergraduates should match the total reported in columns 1-4 in Section 1, Part B. If the balance does not check with your institution's calculations, please correct your reported numbers before moving forward with the completion of the SFA survey component.
- Data for all degree/certificate seeking undergraduate students and full-time, first-time undergraduate students are published on College Navigator.

Note:

- Data for the 'all other degree/certificate undergraduate' students and all non-degree/certificate undergraduate students will appear in the IPEDS Data Center for data users, but not in College Navigator.

		Fall 2022	Academic Year 2022-23	Academic Year 2022-23
		Number of students	Federal Pell grants	Federal Student Loans
01	All degree/certificate seeking undergraduate students	1,265		
02	Number of students awarded aid		476	834
03	Percentage awarded aid		38	66
04	Total amount of aid awarded		2,331,048	5,673,575
05	Average amount of aid awarded		4,897	6,803
06	Full-time, first-time degree/certificate seeking undergraduate students	346		
07	Number of students awarded aid		156	227
08	Percentage awarded aid		45	66
09	Total amount of aid awarded		772,892	1,225,755
10	Average amount of aid awarded		4,954	5,400
11	All other degree/certificate seeking undergraduate students	919		
12	Number of students awarded aid		320	607
13	Percentage awarded aid		35	66
14	Total amount of aid awarded		1,558,156	4,447,820
15	Average amount of aid awarded		4,869	7,328
16	All non-degree/non-certificate-seeking undergraduate students	0		
17	Number of students awarded aid		0	0
18	Percentage awarded aid			
19	Total amount of aid awarded		0	0
20	Average amount of aid awarded			

Section 1: Cost of Attendance

Cost of attendance for full-time, first-time undergraduate students

Reporting Reminders:

- These numbers are carried forward from Institutional Characteristics (IC) Survey and should only be changed if an error was made in the reporting.
- Please review the amounts below for accuracy and consistency with your institution's records. These data will be made available to the public on College Navigator. If your institution participates in any Title IV programs (Federal Pell Grant, Federal Direct Loan, etc.), all information must be reported.
- Estimates of expenses for books and supplies, food and housing, and other expenses are those from the **Cost of Attendance report** used by the financial aid office in determining financial need. Please talk to your IC Survey data reporter before changing these numbers to ensure the data is correct.

Charges for full academic year	2020-21	2021-22	2022-23
Published tuition and required fees:			
Tuition	31,450	32,350	33,300
Required fees	400	620	620
Tuition + fees total	31,850	32,970	33,920
Books and supplies			
Books and supplies	1,000	1,000	1,000
On-campus:			
Food and housing	10,690	11,000	11,330
Other expenses	2,430	2,430	2,500
Food and housing and other expenses	13,120	13,430	13,830
Off-campus (not with family):			
Food and housing	10,690	10,690	11,030
Other expenses	2,730	2,730	2,800
Food and housing and other expenses	13,420	13,420	13,830
Off-campus (with family):			
Other expenses	2,730	2,730	2,800

Section 1: Part D

Part D - Enter Information about full-time, first-time degree/certificate-seeking undergraduate students paying the lower of in-state or in-district tuition rate who were awarded grant or scholarship aid from the following sources: the federal government, state/local government, or the institution

Reporting Reminders:

- The information you report in this part will be used in Part F to calculate average institutional net price.
- Do not include students who received HEERF grants only.
- For this part, report:

For These Students	The Following Type(s) of Aid	Awarded in This Period
<ul style="list-style-type: none"> • Full-time, first-time degree/certificate-seeking undergraduate students enrolled in Fall 2022 for the 2022-23 academic year as defined by the institution paying the lower of in-state or in-district tuition rate for public institutions who were awarded grant or scholarship aid from the following sources: the federal government, state/local government, or the institution • Do not include students awarded only grant or scholarship aid from private or other sources, or students awarded only non-grant aid 	<ul style="list-style-type: none"> • Grant or scholarship aid from: <ul style="list-style-type: none"> ◦ federal government ◦ state/local government ◦ the institution • Do not include: <ul style="list-style-type: none"> ◦ grant or scholarship aid from private or other sources ◦ federal student loans ◦ parent PLUS loans ◦ private loans ◦ HEERF grants ◦ Federal Work Study amounts 	<ul style="list-style-type: none"> • Any time during academic year 2022-23

In the fields below, report the number of full-time, first-time degree/certificate-seeking undergraduate students paying the lower of in-state or in-district tuition rate awarded grant or scholarship aid from the following sources: the federal government, state/local government, or the institution with each type of living arrangement and the total amount of grant or scholarship aid from the federal government, state/local government, or the institution awarded to these students. Do not include HEERF grants.

Information from Part A:		YOUR PRIOR YEAR DATA 2020-21	YOUR PRIOR YEAR DATA 2021-22	YOUR CURRENT YEAR DATA 2022-23
01	Full-time, first-time degree/certificate-seeking undergraduate students paying the lower of in-state or in-district tuition rate for public institutions who were awarded grant or scholarship aid from the following sources: the federal government, state/local government, or the institution (This number is carried forward from Part A, Line 08)	361	312	346
Report the number of these students from Part A, Line 08 with the following living arrangements:		YOUR PRIOR YEAR DATA 2020-21	YOUR PRIOR YEAR DATA 2021-22	YOUR CURRENT YEAR DATA 2022-23
02	<u>On-campus</u>	269	242	281
03	<u>Off-campus (with family)</u>	79	65	48
04	<u>Off-campus (not with family)</u>	13	5	17
05	Unknown (calculated) This value is calculated using the following formula: Line 01 - (Line 02 +Line 03 +Line 04)	0	0	0
06	Report the total amount of grant or scholarship aid from the federal government, state/local government, or the institution awarded to these students. Do not include HEERF grants.	8,620,078	7,403,425	8,172,483
07	Average grant or scholarship aid from the federal government, state/local government, or the institution awarded to full-time, first-time degree/certificate undergraduate students (calculated value). This value is calculated using the following formula: Line 06/Line 01	23,878	23,729	23,620

You may use the box below to provide additional context for the data you have reported above. Context notes will be posted on the College Navigator website. Therefore, you should write all context notes using proper grammar (e.g., complete sentences with punctuation) and common language that can be easily understood by students and parents (e.g., spell out acronyms).

Non-applicable

Section 1: Part E

Part E – Enter Information about full-time, first-time degree/certificate-seeking undergraduate students paying the lower of in-state or in-district tuition rate awarded any Title IV federal student aid, including federal grants or federal student loans.

Reporting Reminders:

- The information you report in this part will be used in Part G to calculate average institutional net price by income level.
- Do not include students who received HEERF grants only.
- For this part, report:

For These Students	The Following Type(s) of Aid	Awarded in This Period
<ul style="list-style-type: none"> • Full-time, first-time degree/certificate-seeking undergraduate students enrolled Fall 2022 for the 2022-23 academic year as defined by the institution paying the lower of in-state or in-district tuition rate for public institutions who were awarded any Title IV federal student aid 	<ul style="list-style-type: none"> • Grant or scholarship aid from: <ul style="list-style-type: none"> ◦ federal government ◦ state/local government ◦ the institution • Do not include: <ul style="list-style-type: none"> ◦ grant or scholarship aid from private or other sources ◦ federal student loans ◦ parent PLUS loans ◦ private loans ◦ HEERF grants ◦ Federal Work Study amounts 	<ul style="list-style-type: none"> • Any time during academic year 2022-23

- In the fields below, report the number of full-time, first-time degree/certificate-seeking undergraduate students awarded any Title IV students with each type of living arrangement and the total amount of grant or scholarship aid from the federal government, state/local government, or the institution awarded to these students by income level.

Information from Part A:		2020-21	2021-22	2022-23
01	Full-time, first-time degree/certificate-seeking undergraduate students paying the lower of in-state or in-district tuition rate for public institutions who were awarded any Title IV federal student aid (This number is carried forward from Part A, Line 09) Report the number of these students with the following living arrangements:	292	246	257
Report the number of these students from Part A, Line 09 with the following living arrangements:		YOUR PRIOR YEAR DATA	YOUR PRIOR YEAR DATA	YOUR CURRENT YEAR DATA
		2020-21	2021-22	2022-23
02	<u>On-campus</u>	220	191	217
03	<u>Off-campus (with family)</u>	61	51	<input checked="" type="checkbox"/> 28
04	<u>Off-campus (not with family)</u>	11	4	12
05	Unknown (calculated) This value is calculated using the formula: [Line 01 - (Line 02 +Line 03 + Line 04)]	0	0	0


Full-Time, First-Time Degree/Certificate Undergraduates Awarded Title IV Aid

2020-21				
Income level	Number of students awarded any Title IV aid	Of those in Column 1, the number awarded any grant or scholarship aid from the following sources: the federal government, state/local government, or the institution	For those in Column 1, the total amount of grant or scholarship aid awarded from the following sources: the federal government, state/local government, or the institution	i Average amount of federal, state/local, and institutional grant or scholarship aid awarded to students in Column 1
	Col. 1	Col. 2	Col. 3	Col. 4
01 \$0-30,000	60	60	1,730,206	28,837
02 \$30,001-48,000	43	43	1,137,793	<input checked="" type="checkbox"/> 26,460
03 \$48,001-75,000	52	52	1,412,723	27,168
04 \$75,001-110,000	69	69	1,606,240	23,279
05 \$110,001 and more	68	68	1,337,669	19,672
06 Total all income levels	292	292	7,224,631	24,742

2021-22				
Income level	Number of students awarded any Title IV aid	Of those in Column 1, the number awarded any grant or scholarship aid from the following sources: the federal government, state/local government, or the institution	For those in Column 1, the total amount of grant or scholarship aid awarded from the following sources: the federal government, state/local government, or the institution	i Average amount of federal, state/local, and institutional grant or scholarship aid awarded to students in Column 1
	Col. 1	Col. 2	Col. 3	Col. 4
01 \$0-30,000				
02 \$30,001-48,000				
03 \$48,001-75,000				
04 \$75,001-110,000				
05 \$110,001 and more				
06 Total all income levels				

Income level		Col. 1	Col. 2	Col. 3	Col. 4
01	\$0-30,000	<input type="text" value="52"/>	<input type="text" value="52"/>	<input type="text" value="1,135,543"/>	<input checked="" type="checkbox"/> 21,837
02	\$30,001-48,000	<input type="text" value="37"/>	<input type="text" value="37"/>	<input type="text" value="956,361"/>	25,848
03	\$48,001-75,000	<input type="text" value="41"/>	<input type="text" value="41"/>	<input type="text" value="997,639"/>	<input checked="" type="checkbox"/> 24,333
04	\$75,001-110,000	<input type="text" value="53"/>	<input type="text" value="53"/>	<input type="text" value="1,307,248"/>	24,665
05	\$110,001 and more	<input type="text" value="63"/>	<input type="text" value="63"/>	<input type="text" value="1,476,260"/>	23,433
06	Total all income levels	246	246	5,873,051	23,874

2022-23					
		Number of students awarded any Title IV aid	Of those in Column 1, the number awarded any grant or scholarship aid from the following sources: the federal government, state/local government, or the institution	For those in Column 1, the total amount of grant or scholarship aid awarded from the following sources: the federal government, state/local government, or the institution	i Average amount of federal, state/local, and institutional grant or scholarship aid awarded to students in Column 1
Income level		Col. 1	Col. 2	Col. 3	Col. 4
01	\$0-30,000	<input type="text" value="61"/>	<input type="text" value="61"/>	<input type="text" value="1,652,501"/>	<input checked="" type="checkbox"/> 27,090
02	\$30,001-48,000	<input type="text" value="42"/>	<input type="text" value="42"/>	<input type="text" value="1,145,674"/>	27,278
03	\$48,001-75,000	<input type="text" value="59"/>	<input type="text" value="59"/>	<input type="text" value="1,474,828"/>	24,997
04	\$75,001-110,000	<input type="text" value="37"/>	<input type="text" value="37"/>	<input type="text" value="923,035"/>	24,947
05	\$110,001 and more	<input type="text" value="58"/>	<input type="text" value="58"/>	<input type="text" value="1,218,890"/>	21,015
06	Total all income levels	257	257	6,414,928	24,961

 You may use the box below to provide additional context for the data you have reported above. Context notes will be posted on the College Navigator website. Therefore, you should write all context notes using proper grammar (e.g., complete sentences with punctuation) and common language that can be easily understood by students and parents (e.g., spell out acronyms).

Non-applicable ▼

Section 1: Part F

Part F – Net Price Calculation for Full-time, first-time degree/certificate-seeking undergraduate students awarded grant or scholarship aid from the federal government, state/local government, or the institution

Note:

- The following net price calculation is based on information that your institution reported in the Institutional Characteristics and Student Financial Aid components. For more information about the data your institution reported in the Institutional Characteristics component, please contact your institution's IPEDS Keyholder.

Cost of attendance components		YOUR PRIOR YEAR DATA	YOUR PRIOR YEAR DATA	YOUR CURRENT YEAR DATA
		2020-21	2021-22	2022-23
01	Published <u>tuition</u> and <u>required fees</u> (lower of in-state or in-district tuition rate for public institutions)	31,850	32,970	33,920
02	<u>Books and supplies</u>	1,000	1,000	1,000
03	<u>Food and housing</u> and <u>other expenses</u> by living arrangement			
	03a <u>On-campus</u>	13,120	13,430	13,830
	03b <u>Off-campus (with family)</u>	2,730	2,730	2,800
	03c <u>Off-campus (not with family)</u>	13,420	13,420	13,830
04	Number of these students by living arrangement	YOUR PRIOR YEAR DATA	YOUR PRIOR YEAR DATA	YOUR CURRENT YEAR DATA
		2020-21	2021-22	2022-23
	04a <u>On-campus</u>	269	242	281
	04b <u>Off-campus (with family)</u>	79	65	48
	04c <u>Off-campus (not with family)</u>	13	5	17
	04d Unknown	0	0	0
05	Weighted average for food and housing and other expenses by number of students for each living arrangement (excluding unknown values) See instructions for the formula for this calculation	10,857	11,201	12,300
06	Total cost of attendance This value is calculated using the following formula: [F01+F02+F05]	43,707	45,171	47,220
07	Average amount of grant or scholarship aid awarded to these students from the following sources: the federal government, state/local government, and the institution	23,878	23,729	23,620
08	Average institutional <u>net price</u> for these students This value is calculated using the following formula: [F06-F07]	19,829	21,442	23,600

As required by the *Higher Education Act of 1965, as amended*, these amounts will be posted on the U.S. Department of Education's College Navigator website and used in the U.S. Department of Education's College Affordability and Transparency Lists.

You may use the box below to provide additional context for the data you have reported above. Context notes will be posted on the College Navigator website. Therefore, you should write all context notes using proper grammar (e.g., complete sentences with punctuation) and common language that can be easily understood by students and parents (e.g., spell out acronyms).

Non-applicable ▼

Section 1: Part G

Part G – Net Price Calculation for Full-time, first-time degree/certificate-seeking undergraduate students awarded any Title IV federal student aid.

Note:

- The following net price calculation is based on information that your institution reported in the Institutional Characteristics and Student Financial Aid components. For more information about the data your institution reported in the Institutional Characteristics survey component, please contact your institution's IPEDS Keyholder.

Cost of attendance of components		YOUR PRIOR YEAR DATA	YOUR PRIOR YEAR DATA	YOUR CURRENT YEAR DATA
		2020-21	2021-22	2022-23
01	Published <u>tuition</u> and <u>required fees</u> (lower of in-state or in-district tuition rate for public institutions)	31,850	32,970	33,920
02	<u>Books and supplies</u>	1,000	1,000	1,000
03	<u>Food</u> and <u>housing</u> and <u>other expenses</u> by living arrangement			
	03a <u>On-campus</u>	13,120	13,430	13,830
	03b <u>Off-campus (with family)</u>	2,730	2,730	2,800
	03c <u>Off-campus (not with family)</u>	13,420	13,420	13,830
04	Number of these students by living arrangement			
	04a <u>On-campus</u>	220	191	217
	04b <u>Off-campus (with family)</u>	61	51	28
	04c <u>Off-campus (not with family)</u>	11	4	12
	04d Unknown	0	0	0
05	Weighted average for food and housing and other expenses by number of students for each living arrangement (excluding unknown values) See instructions for the formula for this calculation	10,961	11,212	12,628
06	Total cost of attendance by income level This value is calculated using the following formula: [G01+G02+G05]	43,811	45,182	47,548
07	Average amount of grant or scholarship aid awarded to these students from the following sources: the federal government, state/local government, and the institution			
	07a \$0-30,000	28,837	21,837	27,090
	07b \$30,001-48,000	26,460	25,848	27,278
	07c \$48,001-75,000	27,168	24,333	24,997
	07d \$75,001-110,000	23,279	24,665	24,947
	07e \$110,001 and more	19,672	23,433	21,015
	07f Total all income levels	24,742	23,874	24,961
08	Average institutional <u>net price</u> for full-time, first-time degree/certificate-seeking undergraduate students (paying the lower of in-state or in-district tuition rate for public institutions) who were awarded any Title IV federal student aid by income level. This value is calculated using the following formula: [G06-G07]			
	08a \$0-30,000	14,974	23,345	20,458
	08b \$30,001-48,000	17,351	19,334	20,270
	08c \$48,001-75,000	16,643	20,849	22,551
	08d \$75,001-110,000	20,532	20,517	22,601
	08e \$110,001 and more	24,139	21,749	26,533
	08f Total all income levels	19,069	21,308	22,587

As required by the *Higher Education Act of 1965, as amended*, these amounts will be posted on the U.S. Department of Education's College Navigator website.

You may use the box below to provide additional context for the data you have reported above. Context notes will be posted on the College Navigator website. Therefore, you should write all context notes using proper grammar (e.g., complete sentences with punctuation) and common language that can be easily understood by students and parents (e.g., spell out acronyms).

Non-applicable



Section 2: Military Servicemembers and Veteran's Benefits - Undergraduate and Graduate Students

Section 2: Military Servicemembers and Veteran's Benefits - Undergraduate and Graduate Students

Important Note:

- Report for **Post-9/11 GI Bill Benefits**: July 1, 2022 - June 30, 2023.
- Report for **Department of Defense Tuition Assistance Program**: October 1, 2022 - September 30, 2023

Reporting Reminders:

- Report program student counts and disbursed amounts known to the institution for the Veteran's Affairs and Department of Defense programs listed.
- Report unduplicated student counts within a category (e.g., Post 9/11 GI Bill Benefits), however, a student can appear in both categories (i.e., a student can be counted as a Post 9/11 GI Bill Benefits recipient and a Department of Defense Tuition Assistance recipient).
- Student recipients can also include eligible dependents.
- Consult with your campus certifying official, who may not be in the student financial aid office.
- For Post-9/11 GI Bill Benefits, do not include the matching institutional aid provided through the [Yellow Ribbon Program](#) if your school participated.
- Do not leave a cell blank. Enter zero (0) if your institution did not have beneficiaries for the financial assistance program or program level.

Type of benefit/assistance	YOUR CURRENT YEAR DATA			YOUR PRIOR YEAR DATA
	2022-23			2021-22
	Number of students receiving benefits/assistance	Total dollar amount of benefits/assistance disbursed through the institution	Average dollar amount of benefits/assistance disbursed through the institution	Average dollar amount of benefits/assistance disbursed through the institution
	(1)	(2)	(3)	
<u>Post-9/11 GI Bill Benefits</u>				
Undergraduate students	53	789,274	14,892	14,399
Graduate students	0	0		
Total	53	789,274	14,892	14,399
<u>Department of Defense Tuition Assistance Program</u>				
Undergraduate students	0	0		
Graduate students	0	0		
Total	0	0		

Prepared by

Prepared by

Reporting Reminders:

- The name of the preparer is being collected so that we can follow up with the appropriate person in the event that there are questions concerning the data.
- The Keyholder will be copied on all email correspondence to other preparers.
- The time it took to prepare this component is being collected so that we can continue to improve our estimate of the reporting burden associated with IPEDS.
- Please include in your estimate the time it took for you to review instructions, query and search data sources, complete and review the component, and submit the data through the Data Collection System.
- Thank you for your assistance.

This survey component was prepared by:		
<input type="radio"/>	Keyholder	<input type="radio"/>
<input type="radio"/>	Finance Contact	<input type="radio"/>
<input type="radio"/>	SFA Contact	<input type="radio"/>
<input type="radio"/>	Academic Library Contact	<input type="radio"/>
<input type="radio"/>	HR Contact	<input type="radio"/>
<input type="radio"/>	Other	
Name:	<input type="text"/>	
Email:	<input type="text"/>	

How many staff from your institution only were involved in the data collection and reporting process of this survey component?
<input type="text"/> Number of Staff (including yourself)

How many hours did you and others from your institution only spend on each of the steps below when responding to this survey component? <i>Exclude the hours spent collecting data for state and other reporting purposes.</i>				
Staff member	Collecting Data Needed	Revising Data to Match IPEDS Requirements	Entering Data	Revising and Locking Data
Your office	<input type="text"/> hours	<input type="text"/> hours	<input type="text"/> hours	<input type="text"/> hours
Other offices	<input type="text"/> hours	<input type="text"/> hours	<input type="text"/> hours	<input type="text"/> hours

Summary

Student Financial Aid Component Summary

The purpose of this summary is to provide you an opportunity to view some of the data that, when accepted through the IPEDS quality control process, will appear on the [College Navigator](#) website and/or your institution's Data Feedback Report (DFR). In addition, all data reported in IPEDS survey components become publicly available through the [IPEDS Use the Data](#) and appear as aggregated statistics in various Department of Education reports. [College Navigator](#) is updated approximately three months after the data collection period closes and DFRs will be available through the [IPEDS Use the Data](#) and sent to your institution's CEO at the end of 2024.

Please review your data for accuracy. If you have questions about the data displayed below or after reviewing the data reported on the survey screens, please contact the IPEDS Help Desk at: 1-877-225-2568 or ipedshelp@rti.org.

GENERAL INFORMATION	
Reporter Type	Academic
Calendar System	Semester
Award Levels Offered	Bachelor's degree Master's degree Doctor's degree - research/scholarship Full-time Undergraduate
Levels of Enrollment Offered	Full-time First-time, degree/certificate-seeking Undergraduate Full-time Graduate (not including doctor's professional) Part-time Undergraduate Part-time Graduate (not including doctor's professional)
System	No system

Financial Aid Information Summary				
		Fall 2022	Academic Year 2022-23	Academic Year 2022-23
		Number of students	Federal Pell grants	Federal Student Loans
01	All degree/certificate seeking undergraduate students	1,265		
02	Number of students awarded aid		476	834
03	Percentage awarded aid		38	66
04	Total amount of aid awarded		2,331,048	5,673,575
05	Average amount of aid awarded		4,897	6,803
06	Full-time, first-time degree/certificate seeking undergraduate students	346		
07	Number of students awarded aid		156	227
08	Percentage awarded aid		45	66
09	Total amount of aid awarded		772,892	1,225,755
10	Average amount of aid awarded		4,954	5,400
11	All other degree/certificate seeking undergraduate students	919		
12	Number of students awarded aid		320	607
13	Percentage awarded aid		35	66
14	Total amount of aid awarded		1,558,156	4,447,820
15	Average amount of aid awarded		4,869	7,328
16	All non-degree/non-certificate-seeking undergraduate students	0		
17	Number of students awarded aid		0	0
18	Percentage awarded aid			
19	Total amount of aid awarded		0	0
20	Average amount of aid awarded			

Pricing Information			
Cost of attendance for full-time, first-time undergraduate students			
Charges for full academic year	2020-21	2021-22	2022-23
Published Tuition + fees total	31,850	32,970	33,920
<u>Books and supplies</u>	1,000	1,000	1,000

<u>On-campus: Food and housing</u>	10,690	11,000	11,330
<u>On-campus: Other expenses</u>	2,430	2,430	2,500
<u>Off-campus (not with family): Food and housing</u>	10,690	10,690	11,030
<u>Off-campus (not with family): Other expenses</u>	2,730	2,730	2,800
<u>Off-campus (with family): Other expenses</u>	2,730	2,730	2,800

Average Net Price			
	2020-21	2021-22	2022-23
Average institutional net price for Full-time, first-time degree/certificate-seeking undergraduate students paying the lower of in-state or in-district tuition rate for public institutions who were awarded grant or scholarship aid from the federal government, state/local government, or the institution	19,829	21,442	23,600
Average institutional net price for full-time, first-time degree/certificate-seeking undergraduate students paying the lower of in-state or in-district tuition rate for public institutions who were awarded any Title IV federal student aid by income level.			
\$0-30,000	14,974	23,345	20,458
\$30,001-48,000	17,351	19,334	20,270
\$48,001-75,000	16,643	20,849	22,551
\$75,001-110,000	20,532	20,517	22,601
\$110,001 and more	24,139	21,749	26,533
Total all income levels	19,069	21,308	22,587

Military Service Members and Veteran's Benefits		
Type of benefit/assistance	Number of students receiving benefits/assistance	Total dollar amount of benefits/assistance disbursed through the institution
<u>Post-9/11 GI Bill Benefits</u>		
Undergraduate students	53	789,274
Graduate students	0	0
Total	53	789,274
<u>Department of Defense Tuition Assistance Program</u>		
Undergraduate students	0	0
Graduate students	0	0
Total	0	0

Edit Report

Student Financial Aid

Source	Description	Severity	Resolved	Options
Screen: Full-time, first-time degree/certificate-seeking undergraduate students				
Screen Entry	The number entered is outside the expected range of between 36 and 66 when compared with the prior year value. Please correct your data or explain. (Error #7169)	Explanation	Yes	
Reason	More students decided to live on campus rather than with parent this year.			
Screen Entry	The calculated average amount of grant or scholarship aid awarded to FTFT awarded Title IV Aid students from the federal government, state/local government, or the institution for this income level is smaller than expected in comparison with the other income levels. Please check the values reported for the number of these students who were awarded any Title IV aid (Col. 1) and the total amount of grant or scholarship aid awarded to them (Col. 3) and correct your data or explain the discrepancy. (Error #7317)	Explanation	Yes	
Reason	Each year the mix of students changes. This is the correct average for this income bracket and is more in line with the second income bracket than the previous year. The difference is due to institutional aid and the academic level of the students receiving the aid.			
Screen Entry	The calculated average amount of grant or scholarship aid awarded to FTFT awarded Title IV Aid students from the federal government, state/local government, or the institution for this income level is smaller than expected in comparison with the other income levels. Please check the values reported for the number of these students who were awarded any Title IV aid (Col. 1) and the total amount of grant or scholarship aid awarded to them (Col. 3) and correct your data or explain the discrepancy. (Error #7317) <i>This edit and explanation were retained from the prior year (for reference) and do not need to be re-explained in the current year edit report.</i>	Explanation	Yes	
Reason	Fewer students came from this income bracket. This is still a result of COVID and the cautiousness of families to attend college. Those that did come, had lower scholarships from us and/or filed the FAFSA too late for state grants.			
Screen Entry	The calculated average amount of grant or scholarship aid awarded to FTFT awarded Title IV Aid students from the federal government, state/local government, or the institution for this income level is smaller than expected in comparison with the other income levels. Please check the values reported for the number of these students who were awarded any Title IV aid (Col. 1) and the total amount of grant or scholarship aid awarded to them (Col. 3) and correct your data or explain the discrepancy. (Error #7317) <i>This edit and explanation were retained from the prior year (for reference) and do not need to be re-explained in the current year edit report.</i>	Explanation	Yes	
Reason	Fewer students came from this income bracket. This is still a result of COVID and the cautiousness of families to attend college. Those that did come, had lower scholarships from us and/or filed the FAFSA too late for state grants.			
Screen Entry	The calculated average amount of grant or scholarship aid awarded to FTFT awarded Title IV Aid students from the federal government, state/local government, or the institution for this income level is smaller than expected in comparison with the other income levels. Please check the values reported for the number of these students who were awarded any Title IV aid (Col. 1) and the total amount of grant or scholarship aid awarded to them (Col. 3) and correct your data or explain the discrepancy. (Error #7317) <i>This edit and explanation were retained from the prior year (for reference) and do not need to be re-explained in the current year edit report.</i>	Explanation	Yes	
Reason	For reasons unknown to us, not as many students in this group applied for the grant nor did they submit as many expenses as the other groups did.			