


Texas Lutheran University ModernThink Higher Education Insight Survey 2014 Topline Survey Results



Response Rate




62.3% Response Rate
207 Surveys Sent
129 Total Respondents


	Poor 0% - 44%	Warrants Attention 45% - 54%	Fair to Mediocre 55% - 64%	Good 65% - 74%	Very Good to Excellent 75% - 100%
	2014		2013	2014 Honor Roll < 3,000	2014 Carnegie Bac
Job Satisfaction/Support	82%		83%	85%	73%
Teaching Environment	84%		84%	82%	69%
Professional Development	79%		82%	81%	70%
Compensation, Benefits & Work/Life Balance	74%		78%	81%	68%
Facilities	75%		83%	83%	71%
Policies, Resources & Efficiency	72%		71%	76%	59%
Shared Governance	89%		90%	79%	65%
Pride	91%		93%	90%	79%
Supervisors/Department Chairs	83%		85%	82%	74%
Senior Leadership	88%		91%	82%	62%
Faculty, Administration & Staff Relations	83%		88%	79%	60%
Communication	75%		78%	73%	60%
Collaboration	77%		79%	78%	64%
Fairness	77%		78%	75%	62%
Respect & Appreciation	75%		78%	79%	63%
Survey Average	80%		83%	80%	66%

*Results in the first one or two columns (two if participated in the program last year) of the table reflect your school's average percent positive for each survey dimension, that is, percentage of your faculty and staff that responded with "Strongly Agree" or "Agree" to the statements comprising each theme.

Texas Lutheran University ModernThink Higher Education Insight Survey 2014 Topline Results by Job Category



Response Distribution



	Poor 0% - 44%	Warrants Attention 45% - 54%	Fair to Mediocre 55% - 64%	Good 65% - 74%	Very Good to Excellent 75% - 100%
	OVERALL	Administration	Faculty	Exempt Prof'l Staff	Non-exempt Staff
Job Satisfaction/Support	82%	77%	88%	73%	83%
Teaching Environment	84%	95%	78%	88%	93%
Professional Development	79%	82%	88%	62%	73%
Compensation, Benefits & Work/Life Balance	74%	78%	76%	63%	87%
Facilities	75%	89%	73%	74%	58%
Policies, Resources & Efficiency	72%	66%	74%	70%	77%
Shared Governance	89%	92%	93%	81%	86%
Pride	91%	91%	93%	84%	96%
Supervisors/Department Chairs	83%	80%	92%	69%	85%
Senior Leadership	88%	86%	91%	85%	88%
Faculty, Administration & Staff Relations	83%	85%	94%	69%	46%
Communication	75%	75%	84%	61%	87%
Collaboration	77%	83%	86%	60%	49%
Fairness	77%	76%	80%	71%	92%
Respect & Appreciation	75%	70%	81%	72%	68%
Survey Average	80%	80%	85%	72%	80%

*Job Category response distributions have been truncated and may not total 100%.